

# General Overview of Chinese Copper Market: Supply and Demand

Beijing Antaika Information Development Co. Ltd.

Yusheng Li

28 September, 2011 Lisbon, Portugal

## Disclaimer & Copyright

### Disclaimer

This document has been prepared with care. However, Beijing Antaika Information Development Co., Ltd. (hereinafter Antaika) makes no warranty of any kind in regard to the contents and shall not be liable for incidental or consequential damages, financial or otherwise, arising out of the use of this document.

### Copyright

The contents of this presentation are copyright Antaika

© 2010 Antaika

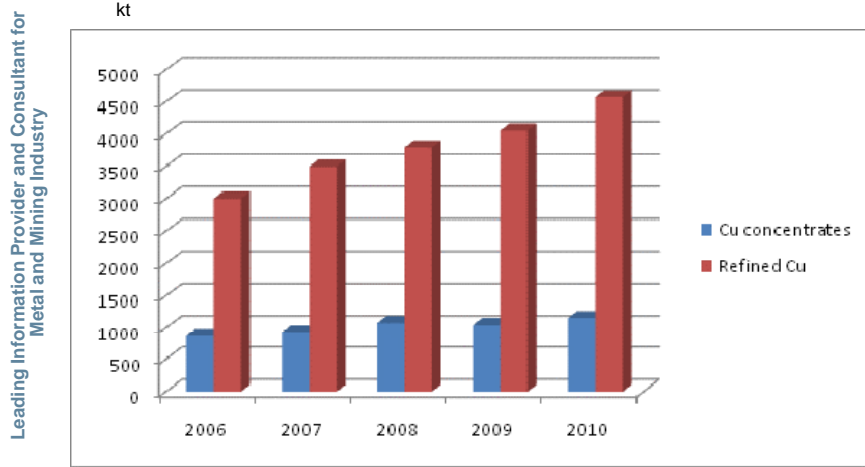
## Main Contents

- **Review of China's Copper Supply**
  - Domestic copper production
  - Copper imports
- **China's Refined Copper Consumption**
- **Outlook for 2011 China's Copper Market- Supply /Demand**
  - Domestic refined copper production
  - Refined copper import
  - Supply/demand balance
- **Conclusion**

## Overview

- Entering the 21st century, China's copper industry has made impressive progress, both refined copper output and consumption witnessed rapid growth. From 2006 to 2010, the output of refined copper rose to 4.573 mlnt from 3.003 mlnt, with an annual growth rate of 11.1%; refined copper consumption reached 6.80 mlnt from 4.01 mlnt, saw an annual growth rate of 14.1%. The annual growth rate, both are over 10%.
- While the refined copper production and consumption increased rapidly, the copper-in-concentrate output saw a lower growth rate, with annual average growth rate of 7.3%. The supply shortage of copper raw materials continued to widen, copper raw materials is increasingly dependence on imports, currently, China is the largest copper importer in the world.
- The "bottleneck of copper resource", to some extent, has restricted the development of China copper industry, and China paid a big fortune for it. To solve the copper supply, on the one hand, to make efforts to develop domestic copper resource, on the other hand, to encourage Chinese enterprises to "go Abroad" for copper resource exploration, to ease domestic shortage of copper resource.

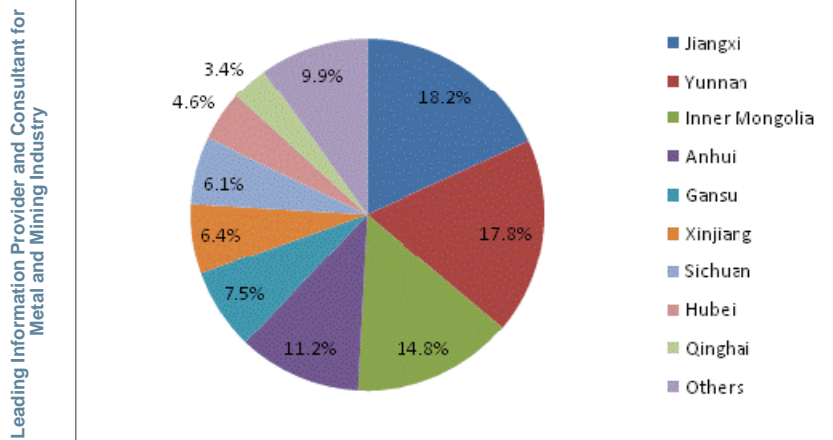
Copper Concentrates and Refined Copper Production



Source: CNIA

5

Major Copper Concentrates production Provinces in 2010

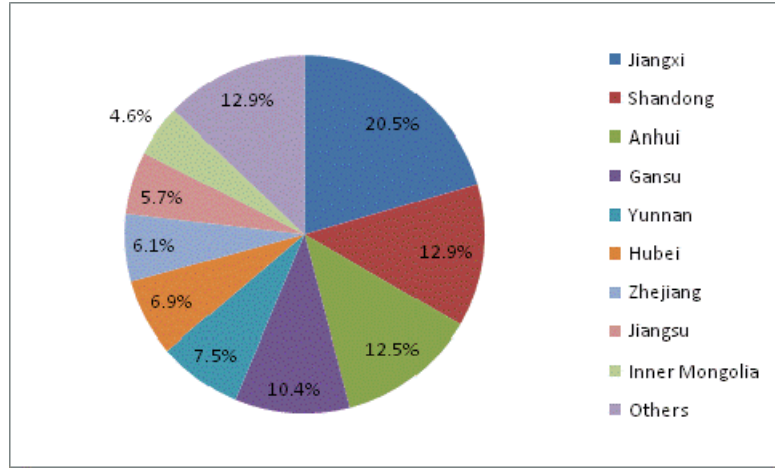


Source: CNIA

6

Major Refined Copper Production Provinces in 2010

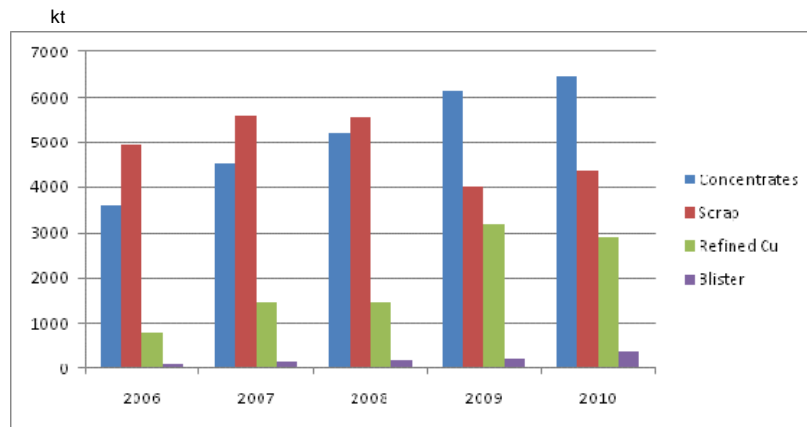
Leading Information Provider and Consultant for Metal and Mining Industry



Source: CNIA

Copper Raw Materials Imports in 2006 - 2010

Leading Information Provider and Consultant for Metal and Mining Industry



Source: China Customs

### Quantity of Copper Raw Materials Imports

Leading Information Provider and Consultant for Metal and Mining Industry

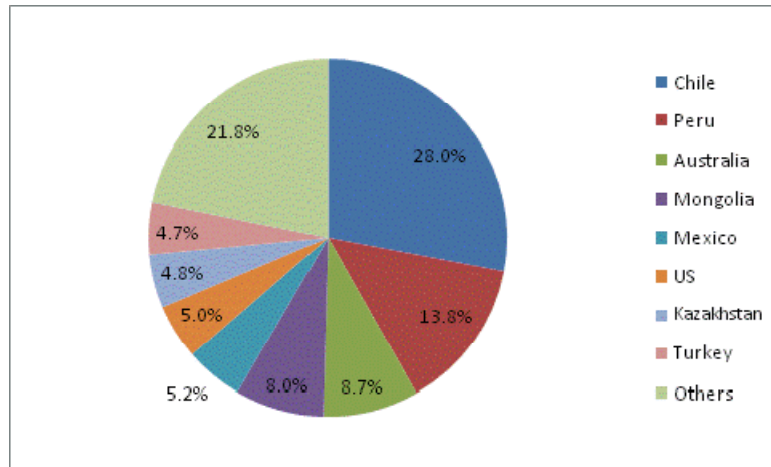
During 2006-2010, China's raw materials imports continued to increase, but the structure of copper raw materials imports changed.

|                             | kt | 2006   | 2007   | 2008   | 2009   | 2010   | CAGR  |
|-----------------------------|----|--------|--------|--------|--------|--------|-------|
| Concentrates                |    | 3611.9 | 4516.2 | 5192.1 | 6130.9 | 6468.1 | 15.7% |
| Scrap                       |    | 4942.9 | 5584.7 | 5576.9 | 3998.1 | 4364.3 | -3.1% |
| Blister                     |    | 88.4   | 172.8  | 197.6  | 228.1  | 399.0  | 45.8% |
| Refined Copper (net import) |    | 584.0  | 1367.8 | 1360.3 | 3112.3 | 2883.4 | 49.1% |

Source: China Customs

### Copper Concentrates Imported by Country/Region in 2010

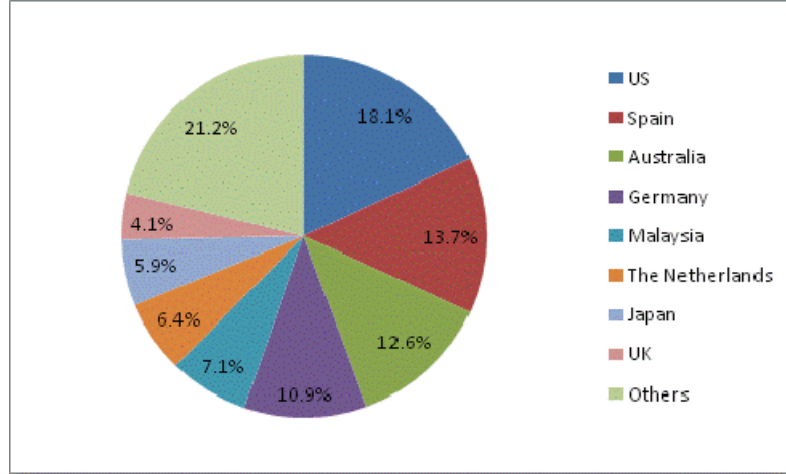
Leading Information Provider and Consultant for Metal and Mining Industry



Source: China Customs

Copper Scrap Imported by Country/Region in 2010

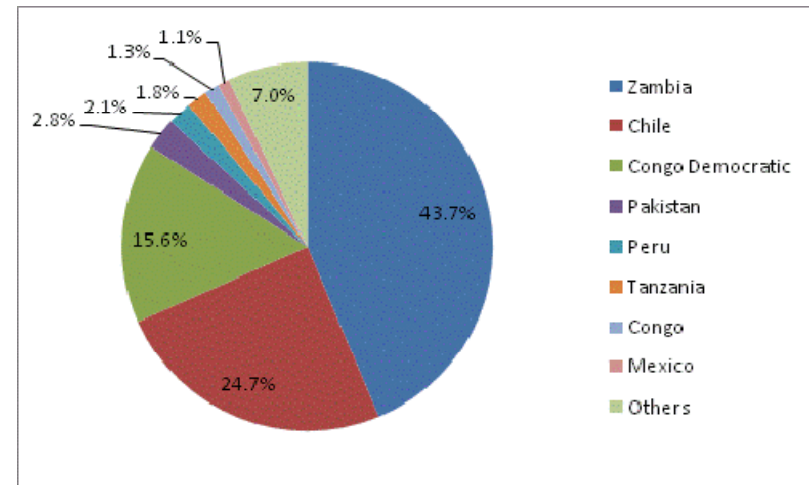
Leading Information Provider and Consultant for Metal and Mining Industry



Source: China Customs

Copper Blister Imported by Country/Region in 2010

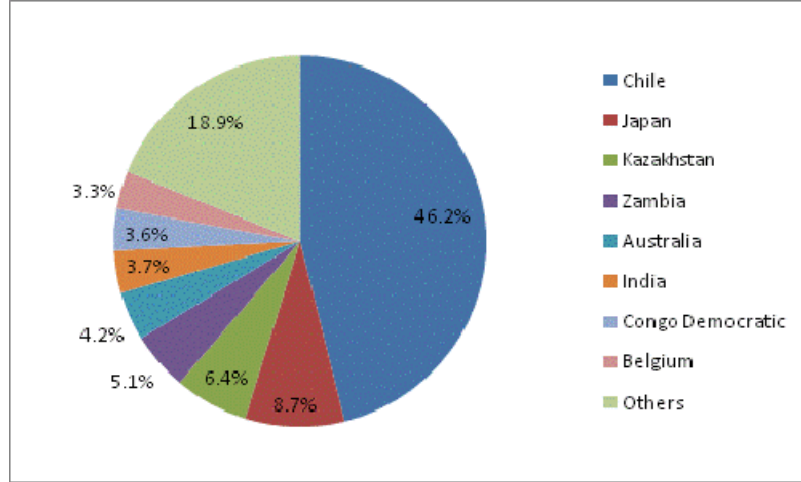
Leading Information Provider and Consultant for Metal and Mining Industry



Source: China Customs

### Refined Copper Imported by Country/Region in 2010

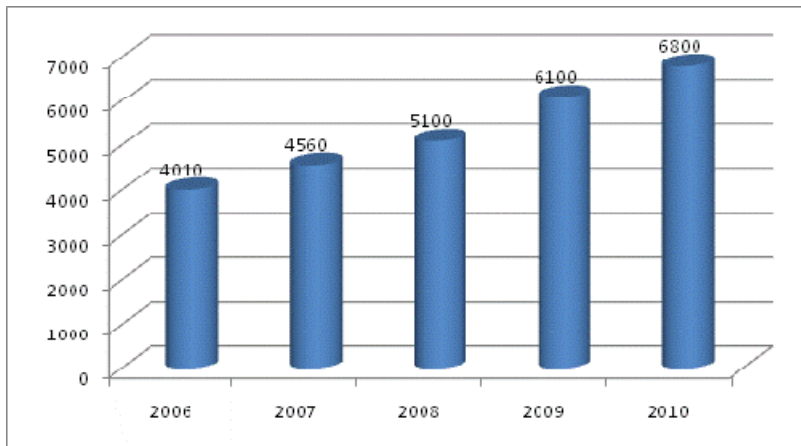
Leading Information Provider and Consultant for Metal and Mining Industry



Source: China Customs

### China's Refined Copper Consumption in 2006-2010

Leading Information Provider and Consultant for Metal and Mining Industry



Source: Antaiko

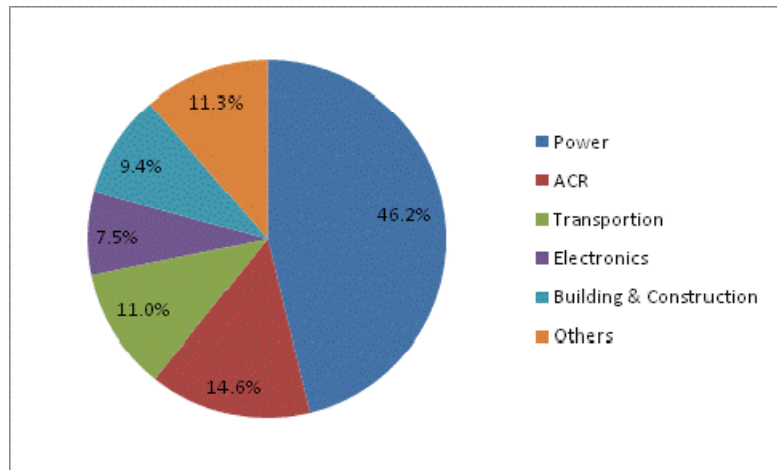
China's Refined Copper Consumption in 2006-21010

Leading Information Provider and Consultant for Metal and Mining Industry

- From 2006 to 2010, China's refined copper consumption increased with an annual growth rate of 14.1%, witnessed a faster growth;
- In 2010, China's actual refined copper consumption accounted for 37.6% of the world total, while the proportion of apparent consumption is even higher;
- Started in 2009, impacted by Chinese government "Economic Stimulus Plan", to further promote refined copper consumption;
- In 2009 and 2010, copper scrap import declined significantly, which lead to increase refined copper consumption.

Main Refined Copper Consumption Sectors in 2010

Leading Information Provider and Consultant for Metal and Mining Industry



Source: Antaiko



## The Difference of Apparent & Actual Consumption

Leading Information Provider and Consultant for  
Metal and Mining Industry

|                                     | 2006         | 2007          | 2008          | 2009          | 2010          |
|-------------------------------------|--------------|---------------|---------------|---------------|---------------|
| Refined copper output               | 3003.2       | 3499.4        | 3794.6        | 4051.3        | 4573.5        |
| Refined copper import               | 827.0        | 1493.7        | 1456.4        | 3185.2        | 2922.1        |
| Refined copper export               | 243.0        | 125.9         | 96.1          | 72.9          | 38.7          |
| Net import                          | <u>584.0</u> | <u>1367.8</u> | <u>1360.3</u> | <u>3112.3</u> | <u>2883.4</u> |
| Apparent refined copper consumption | 3587.2       | 4867.2        | 5154.8        | 7163.6        | 7456.9        |
| Actual refined copper consumption   | 4010         | 4560          | 5100          | 6100          | 6800          |
| Balance                             | -422.8       | 307.2         | 249.8         | 1063.6        | 656.9         |

Source: CNIA, China Customs, Antaiko

17

Leading Information Provider and Consultant for  
Metal and Mining Industry

- In 2006, as the rapidly rising of copper price, China's refined copper import fell sharply, while the refined copper export increased, China's copper destocked significantly;
- From 2007 to 2010, because of domestic copper fabricating capacity expansion, SRB restocked, certain amount of refined copper stockpiled in domestic market;
- In 2009 and 2010, imported refined copper for financing, or to the bonded warehouse, stockpiled in traders, not entered end-users;
- China's refined copper consumption increased, also related with copper scrap supply. Copper scrap, either to refined copper production-indirect use, or to copper semis production-direct use, and it will directly affect the quantity of refined copper consumption.

18

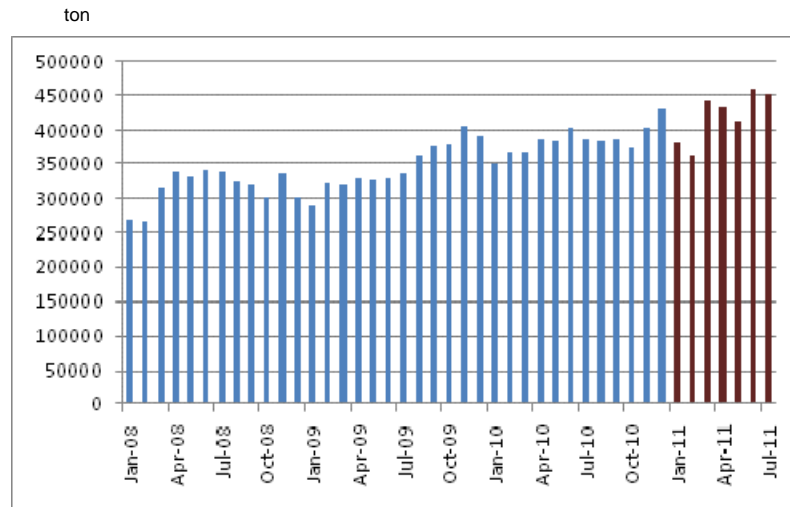
Review of China's Copper Market in Jan.-Jul. 2011

Leading Information Provider and Consultant for Metal and Mining Industry

- Characteristics of China's copper market in first 7 months of 2011:
  - Copper production increased steadily: the first 7 months of 2011, copper concentrates output reached 669 kt, with an increase of 12.3% y-o-y; refined copper output was 2.972 mlnt, with an increase of 12.6% y-o-y.
  - Apparent refined copper consumption fell 6.8% y-o-y, mainly due to decrease of refined copper import, while the export of refined copper increased.
  - In the first 7 months, actual refined copper consumption was still increasing, but the growth rate slowed down compared to the same period in 2010.
  - In the first half year of 2011, the inventory of refined copper in bonded warehouse fell significantly.

Refined Copper Production in Jan.-Jul. 2011

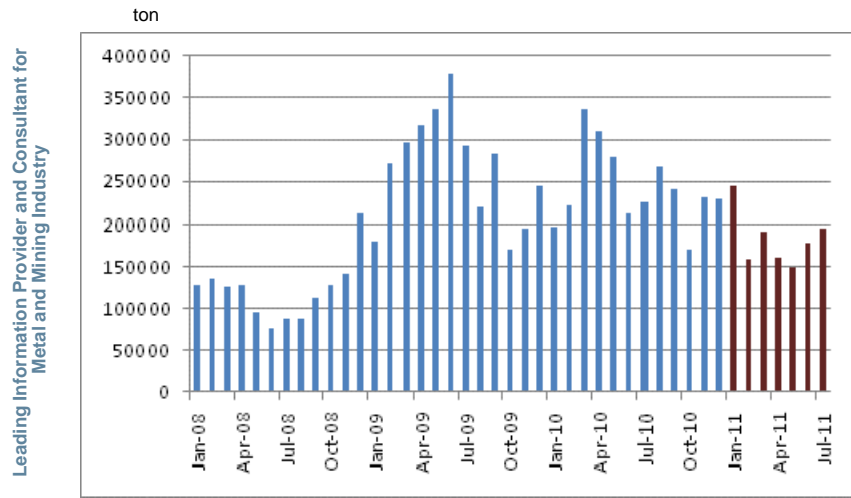
Leading Information Provider and Consultant for Metal and Mining Industry



Source: CNIA



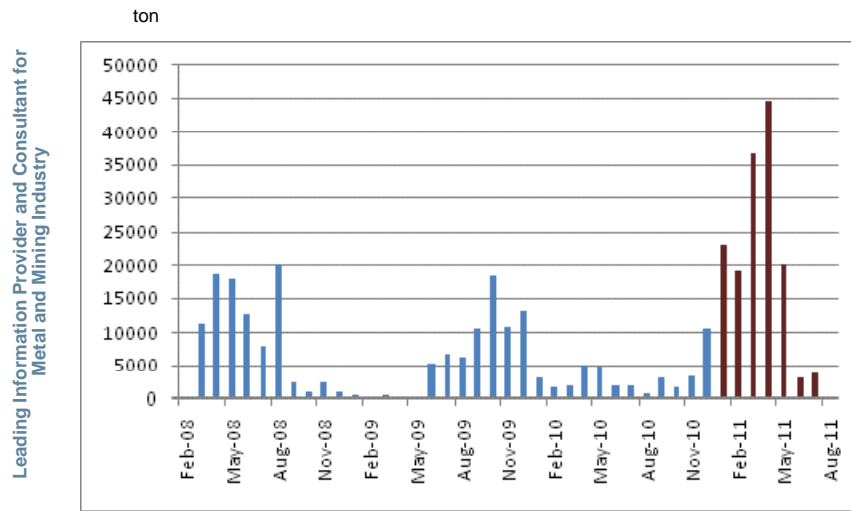
### Refined Copper Imported in Jan.-Jul. 2011



Source: China Customs



### Refined Copper Exported in Jan.-Jul. 2011



Source: China Customs

## Copper Supply/Demand In Jan.- Jul. 2011

Leading Information Provider and Consultant for  
Metal and Mining Industry

| kt               | Jan.-Jul. 2010 | y-o-y  | Jan.-Jul. 2011 | y-o-y  |
|------------------|----------------|--------|----------------|--------|
| Consumption      | 3960           | 11.7%  | 4245           | 7.2%   |
| Supply           | 4400.8         | 1.6%   | 4099.8         | -6.8%  |
| Of which: Output | 2639.6         | 16.3%  | 2972.4         | 12.6%  |
| Net import       | 1761.2         | -14.6% | 1127.4         | -36.0% |
| Balance          | 440.8          | -      | -145.2         | -      |

Source: CNIA, China Customs, Antaiko

23

## China's Copper supply/Demand in 2011

Leading Information Provider and Consultant for  
Metal and Mining Industry

|                | kt            |             |               |              |
|----------------|---------------|-------------|---------------|--------------|
| Refined copper | 2010          | y-o-y       | 2011          | y-o-y        |
| Output         | 4573.5        | 12.9        | 5100          | 11.5%        |
| Import         | 2922.1        | -8.3        | 2430          | -16.8%       |
| Export         | 38.7          | -46.9       | 230           | 494.3%       |
| Supply         | <b>7456.9</b> | <b>4.1%</b> | <b>7300.0</b> | <b>-5.0%</b> |
| Consumption    | 6800.0        | 11.5        | 7380          | 8.5%         |
| Balance        | <b>656.9</b>  | -           | <b>-80</b>    | -            |

Source: CNIA, China Customs, Antaiko

24

## Conclusion

- In 2011, China's refined copper imports will decline, although the domestic refined copper production maintains stable growth, the total supply of refined copper will decrease compared to 2010.
- China's refined copper consumption remains stable growth, in 2011, China's refined copper consumption will increase 8.5% y-o-y.
- Refined copper destocked in 2011, if taking into account the export and supply/demand of refined copper, the inventory of refined copper will fell around 250kt in 2011.
- During "twelfth five-year plan" period, China will continue to intensify investment in copper resource exploration, and copper reserve will increase, hence, output of copper concentrate will go up, but copper raw materials imports will continue to increase.

25

**Thank you**  
**for your attention !**

26

## About Antaika

◦ **Regular research reports** ◦ **Consultancy** ◦ **Metal Events**

The Most Essential and Authoritative Source for Chinese Metals Market

The Leading Information Provider and Consultancy for the Global Metals and Mining Industry

Since being established in 1992, Antaika has built a reputation for its authoritative, strategic, and in-depth analysis of the Chinese metals industries and markets. It also provides news, trade and production data, prices and forecast.

Working under China Nonferrous Metals Industry Association (CNIA) and directly overseen by the Information Center of China National Nonferrous Metals Industry, Antaika has become a key center for information collection and delivery within the country and across the world.

Antaika has a team of nearly 100 highly skilled employees, including more than 30 senior metals analysts, who have all been involved in the metals and mining industry for over a decade. It offers customized consulting assignments to deliver high quality and specialized advice and business intelligence.

Antaika has built up good relationship with thousands of Chinese miners, smelters, refineries, fabricators, metals consumers and traders, as well as Chinese government departments. At the same time, it has been working with a large number of international metals and mining corporations, associated organizations and research institutes. It has more than 10,000 clients, both in China and abroad.

Antaika's metal events have been attracting more and more attendees in recent years. They have become the biggest and most informative gatherings in China and even the world, with their focus on specific metals such as copper, aluminum, lead and zinc, nickel and cobalt, gold and silver, indium, and others.

Antaika's motto is to supply the best services to our clients and to use our information to create business value.

### Contact:

Yusheng Li

Beijing Antaika Information Co., Ltd.

2nd Floor, 12B Fuxing Road, Beijing 100814, CHINA

Tel : +86 10 6396 5357

Fax: +86 10 6397 1647

Email : liyusheng@antaika.com

website : [www.antaika.com](http://www.antaika.com)